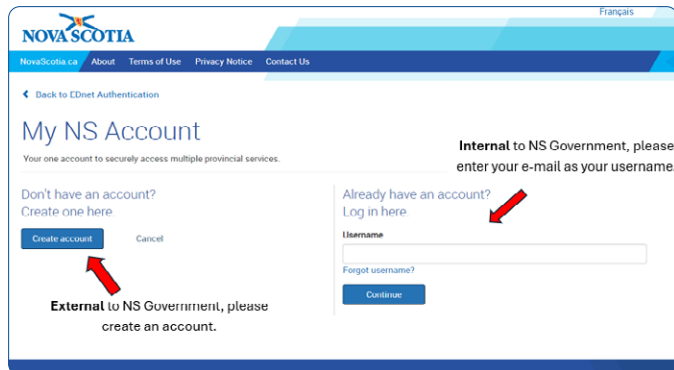


# Woodland Management Home Study Program

## Standard Operating Procedure for Woodland Management Training Course (Woodlot Management Home Study Series)

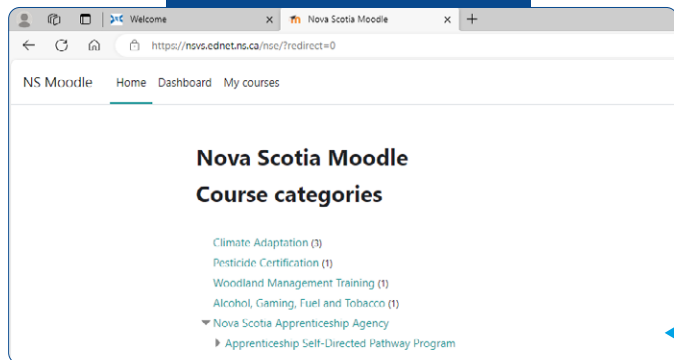
Want to learn more about woodland management? This free program consists of a series of easy-to-understand modules on topics that relate to woodland stewardship.

The modules can be done right in your home at a time convenient to you! Here are the **six steps** for creating an account and easy enrollment to the program:



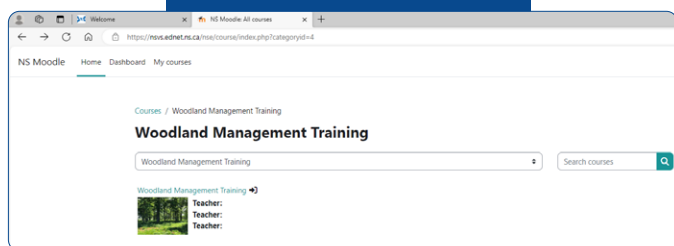
**Step 1:** [Click Here](#) to set up your My NS Account.  
**Welcome / Bienvenue (novascotia.ca)**

**Step 2:** Log Into the Account once your account has been set up.

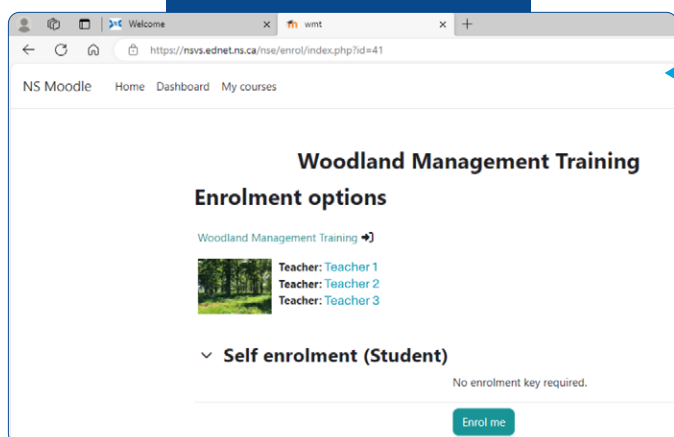


**Step 3:** Once signed in, open a second browser in internet explorer and click the link **Nova Scotia Moodle: Log in to the site (ednet.ns.ca)** to access the Moodle learning platform.

**Step 4:** Once in Moodle, select the **Home** tab at the top of the screen and then select **Woodland Management Training**.



**Step 5:** Once you see this screen, select **Woodland Management Training** again just above the picture.



**Step 6:** Select **Enroll me** at the bottom of the screen and then you will enter the course.

## Shortcuts...

[Click Here](#)

to visit the site and create your account



Scan Me

